
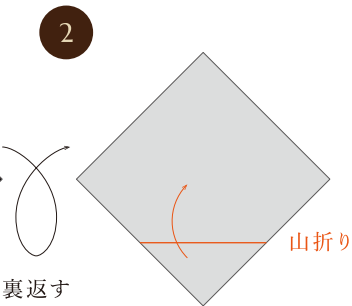
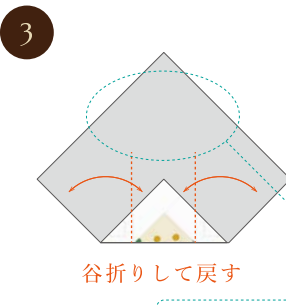
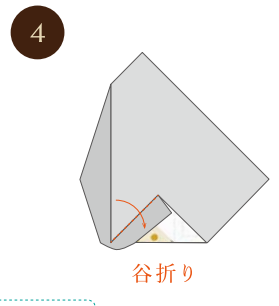



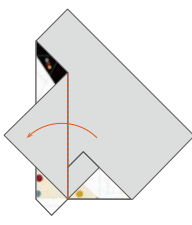
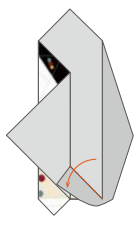

ランダムで3種類のうち1つを作れます。

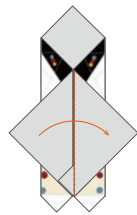
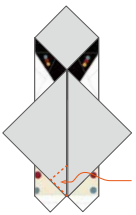
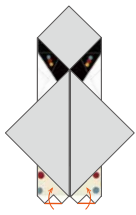
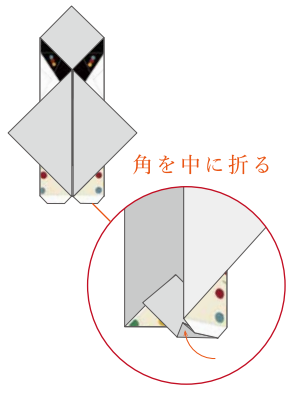
パンダの折り方



1  2  3  4 

顔のあたりは強く折らない方が綺麗に仕上がります。

5  6  7  8 

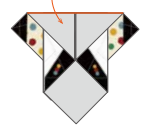
9  10  11  12 

13



14

山折り

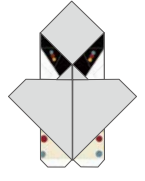


15

谷折り

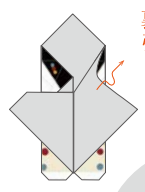


16



17

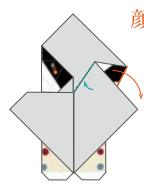
裏側の紙だけ
引き出して...



表



顔のラインに合わせて開き
形を整える

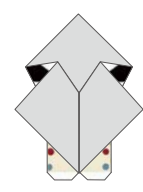


表



18

反対側も同様に



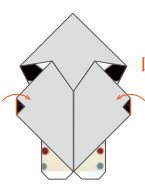
表



19

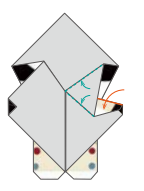
山折り

山折り



20

腕のラインで山折りして
形を整える

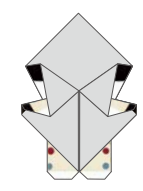


表



21

反対側も同様に

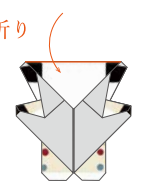


表



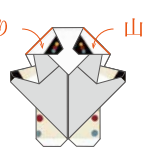
22

山折り



23

山折り 山折り



24

谷折り 谷折り

